


GRIPSHANK™ SUPERSHARP™ NAILS

STRUCTNAIL®
specialised steel fasteners



TRIM BRAD 15 GAUGE HARDENED

STRUCTNAIL®
specialised steel fasteners



STEEL CHASSIS PIN HEAVY DUTY

STRUCTNAIL®
specialised steel fasteners



ICCONS® Supplies a range of fasteners for the steel building industry. Structnail® is a specialised range of pins used extensively on numerous applications around the building site. Whether installed in the factory or on-site, ICCONS® has a fastener for you to provide a efficient, fast and cost effective installation solution

LINTELS

FASTENER:
SNC2359NG

TOOL:
SNTJN65 or 15° Coil Nailer



CLADDING

FASTENER:
SNC2509NG, SNC2639NG

TOOL:
SNTJN65 or 15° Coil Nailer



FLOORING

FASTENER:
SNC2359NG

TOOL:
SNTJN65 or 15° Coil Nailer



COMPLETE RANGE

- 6-8 Times Faster Installation
- Approved for Installing Cladding Systems
- Approved for Bracing Systems
- Independently Engineered for Compliance
- Proprietary Coating Compliance with Bluescope®
- Meets AU/NZ Standards
- Fixing Timber to Steel Buildings
- Fixing Steel to Steel Applications



BRACING

FASTENER:
SNC2359NG

TOOL:
SNTJN65 or 15° Coil Nailer



BATTENS (steel or timber)

FASTENER:
SNC2359NG, SNC2509NG,
SNC2639NG

TOOL:
SNTJN65 or 15° Coil Nailer



FIXOUT

FASTENER:
SNS075-100T, SNS075-150T,
SNS1200 Finish

TOOL:
SNTST1850C4

Range applications

2



ICCONS® Services

4



Gripshank™ Supersharpy™ Nails

6



15° Coil Nailer

7



Brad Trimmer - trim to steel

8



Trim Brad - 15 gauge hardened

9



Steel Chassis Pin - heavy duty

10



Heavy Floor Nailer - fixing to heavy steel

11



Related Industry range of fasteners

12

Related industry range of adhesives

13

Aerosmith® Fastening PT2000™ Pins Warranty

14

Design Certificate

15



ON-SITE SUPPORT


ICCONS® rapidly expanding national site support team is constantly working to improve training and education for contractors, project managers and design engineers etc. This program is an exciting new initiative driven from ICCONS® in each state and offers;

- Product demonstrations
- Fixing application advise
- Product installation training and certification
- On-site product testing
- Trade show events



PRODUCT SPECIFICATION

Structnail® engages independent engineers specialising in steel frame construction for design advice, site support and relevant approvals in each state. Our engineering team is also available for presentation seminars (conducted at your office/facility) which deliver a comprehensive insight into the unique Structnail® product range, latest standards and industry developments.



TESTING LABORATORY

Structnail® and ICCONS® products have in-house and independent testing data across Australia and New Zealand in accordance with current standards.





GRIPSHANK™ SUPERSHARPY™ NAILS



RECOMMENDED APPLICATIONS:

- Flooring installation
- Plated lintels
- Batten installation (Wall Cavity, Ceiling and Roof)
- Bracing sheet installation
- Lightweight Cladding Systems

RECOMMENDED TOOL:

SNTJN65 (see page 7)



GRIPSHANK™ SUPERSHARPY™

1060
CARBON
STEEL



Part No.	Description	mm	mm	mm	mm	qty	qty
SNS2359NG	Gripshank™ Supersharpy™ 38x2.5	0.4 - 2.5	38	2.5	6.4	1000	5000
SNS2509NG	Gripshank™ Supersharpy™ 50x2.5	0.4 - 2.5	50	2.5	6.4	800	4000
SNS2639NG	Gripshank™ Supersharpy™ 63x2.5	0.4 - 2.5	63	2.5	6.4	600	3000

Note: see page 15 for specification data

COIL NAILER

SNTJN65

FOR PLATING, CLADDING & FLOORING

- Plastic collation
- 38-65mm nail range
- 200 nail load capacity
- 70-120 Psi operation
- Depth adjustment
- Single fire
- 2.5kg



RECOMMENDED APPLICATIONS:

- Flooring installation
- Plated lintels
- Batten installation (Wall Cavity, Ceiling and Roof)
- Bracing sheet installation
- Lightweight Cladding Systems

RECOMMENDED NAILS:

Gripshank™ Supersharpy™
(see page 6)



GTMA-25W




SNW25G



15° COIL NAILER

Part No.	Description	qty	qty
SNTJN65	15° Coil Nailer	1	n/a
GTMA-25W	Magnetic Adaptor for use with 25mm O.D metal washer	1	n/a
SNW25G	25mm O.D Metal Washer Galvanised (use with GTMA-25W)	250	5000



TRIM BRADS

15 GAUGE HARDENED



RECOMMENDED APPLICATIONS:


- Door jambs
- Architraves
- Skirting

RECOMMENDED TOOL:

SNST1850C4 (see page 9)



TRIM 15 GAUGE HARDENED BRADS

Part No.	Description	 mm	 mm	 gauge	 qty	 qty
SNS075-100T	Trim Brad 25x15g	0.4 - 3.0	22	15g	3000	30000
SNS075-150T	Trim Brad 38x15g	0.4 - 3.0	38	15g	1500	15000
SNS1200 Finish	Trim Brad 50x15g	0.4 - 3.0	50	15g	1500	15000

Note: 15 Gauge = 15 Pins per inch

TRIM BRADDER

SNTST1850C4

TRIM TO STEEL

Aerosmith™ Trim Brads

25-50mm brad range

60 brad load capacity

70-110 Psi operation

Trigger safety lock

Single fire

1.29kg



RECOMMENDED APPLICATIONS:

- Door jambs
- Architraves
- Skirting

RECOMMENDED BRADS:

Trim Hardened Brad 15 Gauge
(see page 8)



15 GAUGE TRIM BRADDER



Part No.	Description	qty	qty
SNST1850C4	Trim Bradder	1	n/a

STEEL CHASSIS PIN

HEAVY DUTY



RECOMMENDED APPLICATIONS:

- Modular flooring
- Steel Subfloors
- Mezzanine Floors
- Timber, Ply and CFC Flooring Materials







RECOMMENDED TOOL:

SNCT9011 (see page 11)



STEEL CHASSIS PIN

1060
CARBON
STEEL

Part No.	Description	 mm	 mm	 mm	 mm	 qty	 qty
SNS5454PG	Steel Chassis Pin with PT2000® Coating	0.95-4.0mm	45	3.6	7.6	3200	n/a

HEAVY FLOOR NAILER

SNTCT9011

FIXING TO HEAVY STEEL

Heavy Floor Nailer
 Steel Chassis Pins
 19-64mm pin range
 60 pin load capacity
 110-150 Psi operation
 Single fire
 5.0kg



RECOMMENDED APPLICATIONS:

- Modular flooring
- Steel Subfloors
- Mezzanine Floors
- Timber, Ply and CFC Flooring Materials

RECOMMENDED PIN:

Steel Chassis Pin (see page 10)



HEAVY STEEL NAILER

Part No.	Description	qty	qty
SNTCT9011	Heavy Steel Nailer	1	n/a

Fixings for residential steel construction

Needle Point Steel Frame

■ Pancake Head Frame Fixing - Category 3

NAUTILUS 3

IC3 EXTERNAL

IC Find #	Part No.	Description	head	mm	qty	qty
766	NPSFTM0615C3	M6 X 15MM Pancake Head Steel Frame Fixing	Flat / PH3	(2x) 0.55 Up to (2X) 1.00	1000	8000


Self Drilling Steel Frame

■ Pancake Head Steel Frame Truss Fixing - Category 3

NAUTILUS 3

IC3 EXTERNAL

IC Find #	Part No.	Description	head	mm	qty	qty
266	SDSFTM0618C3	M6 x 18mm Pancake Head Steel Frame Truss Fixing	Flat / PH3	(2x) 0.55 Up to (2X) 1.00	2500	n/a


Self Drilling Hex Head - Coarse

■ 10 Gauge - Coarse Thread - Class 3 - Category 3

NAUTILUS 3

IC3 EXTERNAL

IC Find #	Part No.	Description	head	mm	thread/mm	qty	qty
138	SDHXC1016C3	10-16 x 16	Hex 5/16	0.75 - 3.50	Full	1000	4000
139	SDHXC1025C3	10-16 x 25	Hex 5/16	0.75 - 3.50	Full	1000	3000
140	SDHXC1220C3	12-14 x 20	Hex 5/16	0.75 - 3.50	Full	500	2000


Hex Shed Head

■ 14 Gauge - with 12 Gauge 5/16 hex head - Category 4

NAUTILUS
EXTEND 4

IC4 EXTERNAL

IC Find #	Part No.	Description	head	mm	thread/mm	qty	qty
122	SDHXC12-14022C4	14-14 x 22	Hex 5/16	1.00 - 5.00	Full	500	1500
109	SDHXC1225C4	12-14 x 25	Hex 5/16	0.50 - 3.50	Full	500	2000


Self Drilling Flathead

■ 10 Gauge - Coarse Thread - Category 3

NAUTILUS 3

IC3 EXTERNAL

IC Find #	Part No.	Description	head	mm	thread/mm	qty	qty
260	SDFHC1016C3	10-16 x 16	Flat / PH2	0.75 - 3.00	Full	1000	8000
262	SDFHC1022C3	10-16 x 22	Flat / PH2	0.75 - 3.00	Full	1000	6000
264	SDFHC1030C3	10-16 x 30	Flat / PH2	0.75 - 3.00	Full	1000	3000


Self Drilling Hex Head - 5 Series

■ 12 Gauge - Fine Thread - Category 4

NAUTILUS
EXTEND 4

IC4 EXTERNAL

IC Find #	Part No.	Description	head	mm	thread/mm	qty	qty
190	SDHX5F12032C4	12-24 x 32	Hex 5/16	3.00 - 12.00	Full	500	1500
192	SDHX5F12050C4	12-24 x 50	Hex 5/16	3.00 - 12.00	Full	1000	1000


Steel / Steel - Dome Head

Body - Steel (zinc plated) | Mandrel - Steel (zinc plated)

Scell-it

SS Dome Head

RIVET	Part No.	Drill	Body Dia	Length (mm)	Grip Range	SHEAR (N)	TENSILE (N)	qty	qty
6-2	RD-SS62	4.9mm (#11)	4.8mm (3/16)	8.3	0.50 - 3.20	2400	3030	500	5000
6-2	RD-SS62B	4.9mm (#11)	4.8mm (3/16)	8.3	0.50 - 3.20	2400	3030	500	5000


ThunderBolt® Pro XTM Hex Head

■ Standard - High Tensile Boron Steel

NAUTILUS
EXTEND 4



GAL EXTERNAL

Part No.	Description	mm	mm	mm	qty	qty
SXTM10060G	10 x 60mm	10	50	10	50	250
SXTM10075G	10 x 75mm		25	17	50	250
SXTM12075G	12 x 75mm	12	60	15	50	150
SXTM12100G-A	12 x 100mm		95	5	19	50

Adhesives

	NEXT GEN BIS-PE GEN3 CODE RED	 BIS-PE Pure Epoxy CODE RED	Hybrid GEN² BIS-HY Hybrid CODE PLATINUM	 BIS-V Vinylester CODE GREEN	 BIS-P Polyester CODE BLUE	 VDP-Q Capsules CODE GOLD
Dustless Drilling						
Load Performance	EXTREME	EXTREME	EXTREME	HIGH	MEDIUM	EXTREME
Working Time*	30 mins	30 mins	3 mins	6 mins	6 mins	N/A
Curing Time*	12 Hours	10 hours	30 mins	45 mins	45 mins	20 mins
Overhead						
Masonry/Brickwork						
Rebar						
Threaded Studs						
Threaded Inserts						
Wet Holes						
Water Filled Holes						
Core Drilled Holes						
ETA Assessment						
Cracked Concrete						
Earthquake Seismic Assessment	C1 & C2	C1 & C2	C1 & C2	C1		
Fire Rated						
Green Projects - Low VOC						
National Code Compliant						

* Based on 20°C dry concrete
All independent International and Australian assessments apply.



Part No.	Description	qty	qty
CDISP-MULTI	4 in 1 dispensing tool - fits entire injection range	1	n/a
CBRU08-10	Brush to suit 8 - 10mm hole	1	n/a
CBRU10-14	Brush to suit 10 - 14mm hole	1	n/a
CPUMP	Industrial Blow Pump	1	n/a



Part No.	Part No.	Part No.	Description	mm	mm	mm	Type	mm	qty	qty
CPS12160	CPS12160G	CPS12160SS	M12 x 160mm	14	110	36	Hex	M12	10	100

COATING WARRANTY

ICCONS® Fastener PT2000™ PINS

ICCONS® is proud to offer a range of specialised, high quality, corrosion resistant Pins for the Australian steel construction marketplace. ICCONS® guarantees the Structural integrity of its PT2000™ Pins which includes the head and knurl area against the effects of corrosion or other metallurgical manufacturing defects in BlueScope® Truecore® or similar steel that meets AM150 coating and G550 tensile properties¹. ICCONS® references International Standard ISO 9223:2012(E) as guidance for establishing the Pin warranty periods and conditions referenced below. Atmospheric conditions, pollution levels, chemicals, humidity and wetness all have a large impact on the expected serviceable life of the screws. ISO9223:2012(E) provides guidelines to assist in determining the severity of the corrosive environment that PT2000™ Pins will be exposed to. ICCONS® follows ISO 9223:2012 (E) Categories C2 to C3 and will warrant the structural integrity of the Pins for the period indicated in each category. It should be noted the ICCONS® Warranty covers the structural integrity and performance of the entire Pin (head and threaded knurl area) and does not include the aesthetic appearance of the coating.

Corrosivity Category - ISO 9223:2012(E) Annex C					
	C2 Low	C3 Medium	C4 High	C5 Very High	CX Extreme
Exposure Type	Temperate Low Pollution Short Term Wet	Temperate Mild Pollution Low Industrial	Temperate Mild Pollution Low Marine Mild Industrial	Subtropical High Pollution Mild Marine Severe Industrial	Tropical Climate Extreme Pollution Severe Marine Extreme Industrial
Location Guidance	20km from Ocean	3km from Ocean	1-3km from Ocean	150m from Ocean	Breaking Surf
Coating	Warranty Period (years)				
PT2000™ AeroGOLD	30	25	NR	NR	NR

NR = Not Recommended

Australian Standard AS/NZS 2312-2002 states that it is "very difficult if not impossible, to predict accurately the aggressiveness of a given environment and a certain amount of educated judgement is required to assess its Category, an inspection of the local environment, the building type and the condition of similar structures in the area is usually necessary. Pin selection should always be suitable for both the application intended and be fully compatible for use with the other materials in the build. PT2000™ Pins are suitable for use with BlueScope®, Truecore® and/or other comparable steel. The table above is meant as a guide only to aid in the selection of appropriate Pin material / coating for the application and conditions of the intended use. Always check with recommendations from relevant fabricators for material compatibility, if unsure seek professional advice.

ICCONS® WARRANTY is subject to the following conditions and limitations:

- ICCONS® Pins not exposed to rain are required to be washed down every 6 months.
- ICCONS® Pins must be installed correctly as per any approved instructions by use of a pneumatic or gas approved tool.
- Any warranty claim must be supported by full written details of the alleged defect, the date of installation, the application and build detail, location of the installation and proof of purchase.
- All ICCONS® Pins must be head marked.

ICCONS® Warranty does not apply and ICCONS® will not be made liable for (to the extent permitted by law) any defect or fault arising from the following conditions:

- Damage caused by exposure to chemical agents, fumes, soils, ashes, fertilisers, liquids and solids other than natural rain fall.
- Incorrect Pin selection for the application or the environment they are used in.
- Tempest, War or act of God.
- Incorrect Pin selection for the compatibility with other materials used in the build.
- Defects attributed to faulty installation methods including but limited to installation tools
- Improperly transported or stored fasteners
- The warranty is not transferable from the original owner of the structure on which the pins are used.

ICCONS® will warrant any Pins that are deemed to be defective after inspection of the specific project and consideration of the above criteria.

To the extent permitted by law, ICCONS® will not be liable for any loss or damage caused (including consequential or special loss or damage) whether by negligence or otherwise which may be suffered or incurred by any person or which may arise directly or indirectly in respect of the supply or use of the products or otherwise under or in connection with the warranty.

Our Goods come with guarantees that cannot be excluded under the Australian Consumer Law. You are entitled to a replacement for a major failure and for compensation for any other reasonably foreseeable loss or damage. You are also entitled to have any goods repaired or replaced if the goods fail to be acceptable quality and failure does not amount to a major failure

¹ TRUECORE®G550 steel with Activate™ technology, Revision 1 Jan. 2014

ICCONS® Coating Warranty: Refer to latest ICCONS Product Guide for screws

WARRANTY

DESIGN PERFORMANCE SPECIFICATION DATA

ICCONS® Gripshank™ SuperSharpy™ PINS

ICCONS® is proud to offer a range of specialised, high quality, corrosion resistant Pins for the Australian steel construction marketplace. ICCONS® guarantees the Structural integrity of its Gripshank™ SuperSharpy™ Pins into a wide range of steel fixing applications in BlueScope® Truecore® or similar that meets min. AM150 coating and G550 tensile properties.

Fastener Description				
Description		mm	mm	mm
Gripshank™ SuperSharpy™		38 - 65	2.5	6.4

Gripshank™ SuperSharpy™ Design Capacities

BMT	0.55mm (G550)	0.75mm (G550)	1.00mm (G550)	1.20mm (G500)	1.50mm (G500)
Pullout¹	0.55 kN	0.85 kN	1.04 kN	1.42 kN	1.69 kN
Shear²	1.00 kN	1.85 kN	2.75 kN		

Gripshank™ SuperSharpy™ Applications

Fixing Application	Suitable Substrate	Thickness Notes
Timber Flooring	0.75mm to 1.6mm BMT	Not suitable for CFC flooring
Lightweight Cladding	0.55mm to 1.6mm BMT (Shear) 0.75mm to 1.6mm BMT (Pull-out)	Ensure overall capacity equivalent to substituted screws. Refer to manufacturer for approval of nail as substitute to regular fixing. Pull-through testing not carried out.
Steel Lintel Plate	0.55mm to 1.6mm BMT (Shear) 0.75mm to 1.6mm BMT (Pull-out)	Ensure overall capacity equivalent to substituted screws
Strap Bracing	0.55mm to 1.6mm BMT (Shear)	Ensure overall capacity equivalent to substituted screws
Ceiling + Roof Battens	0.75mm to 1.6mm BMT (Pull-out)	Battens into 0.75mm Min Truss Chord Ensure overall capacity equivalent to substituted screws
Connector Brackets	0.55mm to 1.6mm BMT (Shear) 0.75mm to 1.6mm BMT (Pull-out)	Ensure overall capacity equivalent to substituted screws
Timber (direct fixed)	0.55mm to 1.6mm BMT (Shear) 0.75mm to 1.6mm BMT (Pull-out)	Ensure overall capacity equivalent to substituted screws

¹ Gripshank™ SuperSharpy™ pull out testing has been carried out on 20 nail samples installed on two different C sections of each BMT material noted in the above table (10 tests on each section) as per section 8 of AS4600:2016 draft standard which is in line with Nash standard part 1 (and technical note 4). A coefficient of variation of 20% has been selected which conservatively allows for variation in nails, substrate or installation. Kt values of 1.29 for minimum results and 1.7 for average results have been applied to arrive at design capacities.

² Gripshank™ SuperSharpy™ shear testing has been carried out on 10 nail samples of each 0.55, 0.75 & 0.95mm BMT material (G550) as per the Shear Test specified in section F4 of AS4600:2016 draft standard which is in line with Nash standard part 1 (and technical note 4). A coefficient of variation of 20% has been selected which conservatively allows for variation in nails, substrate or installation. Kt values of 1.49 for minimum results and 1.77 for average results have been applied to arrive at design capacities.

Where Gripshank™ SuperSharpy™ nails are used in accordance with above capacities and meet manufacturers specifications, the nails are capable of providing a resistance suitable for above applications. It is important for specifier to ensure the number of nails used provides an equivalent capacity to the screws noted in each products manual. Please note that no pull-through testing has been carried out in relation to external cladding systems at this time and it is important to refer to manufacturer for advice in relation to use with such systems to ensure compliance.

- The consumer must ensure that Structnail® specialised steel fasteners and information contained in this document is reviewed and approved by a design professional responsible for the application and/or building products manufacturer to ensure equivalency to substituted screws and compliance prior to use of the fasteners (pins).
- Design performance specification data is based on correct installation and use of correct specified installation tools as described in this document and referenced on the Structnail® website www.structnail.com

Reference Documents

- Aerosmith® Fastening Systems, 2011. Versapin Fasteners. [Online] Available at: <http://www.aerosmithfastening.com/versapin> [Accessed 9th March 2013].
- Aerosmith® Fastening Systems, n.d. Aeorsmith® Gripshank™ Super Sharp™. [Online] Available at: <http://www.aerosmithfastening.com> [Accessed 9th March 2013].
- Materials & Testing Laboratories Limited, 2007. Shear Test of Nail / Gauge Steel, Wellington, NZ: Materials & Testing Laboratories Limited.
- Progressive Engineering Inc, 2008. AISI CF-92 Fastener Shear Test, s.l.: Progressive Engineering Inc.
- Progressive Engineering Inc, 2012. Product Evaluation Report - Versapin Gripshank™ & Helical Pneumatic Fasteners, Indianapolis: Progressive Engineering Inc.
- Walther, T., 2006. Impact Steel Frames Nail Pull-out Test, Porirua City, NZ: BRANZ Limited
- STA Consulting Engineers Pty. Ltd. - Structnail® Structural Design Certificate 24/01/18.



ICCONS[®] PTY LTD

VICTORIA - HEAD OFFICE
383 Frankston Dandenong Road,
Dandenong South, Vic, 3175
P: **03 9706 4344**
F: **03 9768 3329**

NSW Branch
Unit A, 17 Seddon Street,
Bankstown,
New South Wales, 2200
P: **02 9791 6869**
F: **02 9790 8404**

QLD Branch
42-44 Nealdon Drive
Meadowbrook,
Queensland, 4131
P: **07 3200 6455**
F: **07 3299 7548**

S.A Branch
29-31 Weaver Street,
Edwardstown,
South Australia 5039
P: **08 8234 5535**
F: **08 8354 4689**

W.A. Branch
90 Christable Way, Landsdale,
Western Australia, 6065
P: **08 6305 0008**
F: **08 6305 0011**

NORTHERN TERRITORY
Unit 1, 14 Menmuir Street,
Winnellie,
Northern Territory 0820
P: **08 8947 2758**

NEW ZEALAND
Sesto Fasteners
5E Piermark Road, Albany,
Auckland,
New Zealand 0630
P: **+64 9415 8564**
E: **sestofasteners@gmail.com**

ICCONS (Thailand) Co. Ltd.
55 Phetkasem 62/3, Bangkhuae,
Bangkok 0160
P: **+ 66 2 801 0764**
F: **+ 66 2 801 0764**
M: **+ 66 8 1 710 8745**
E: **iconsthailand@hotmail.com**

and online